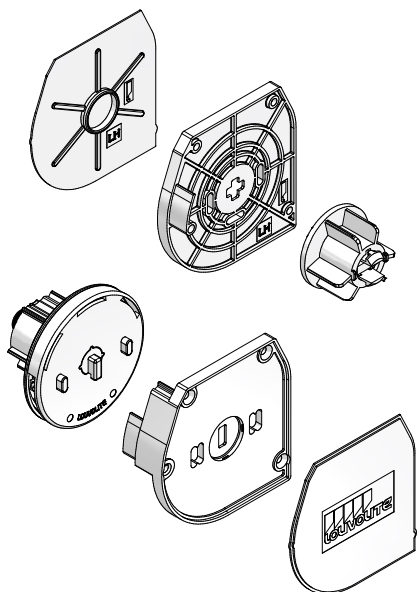
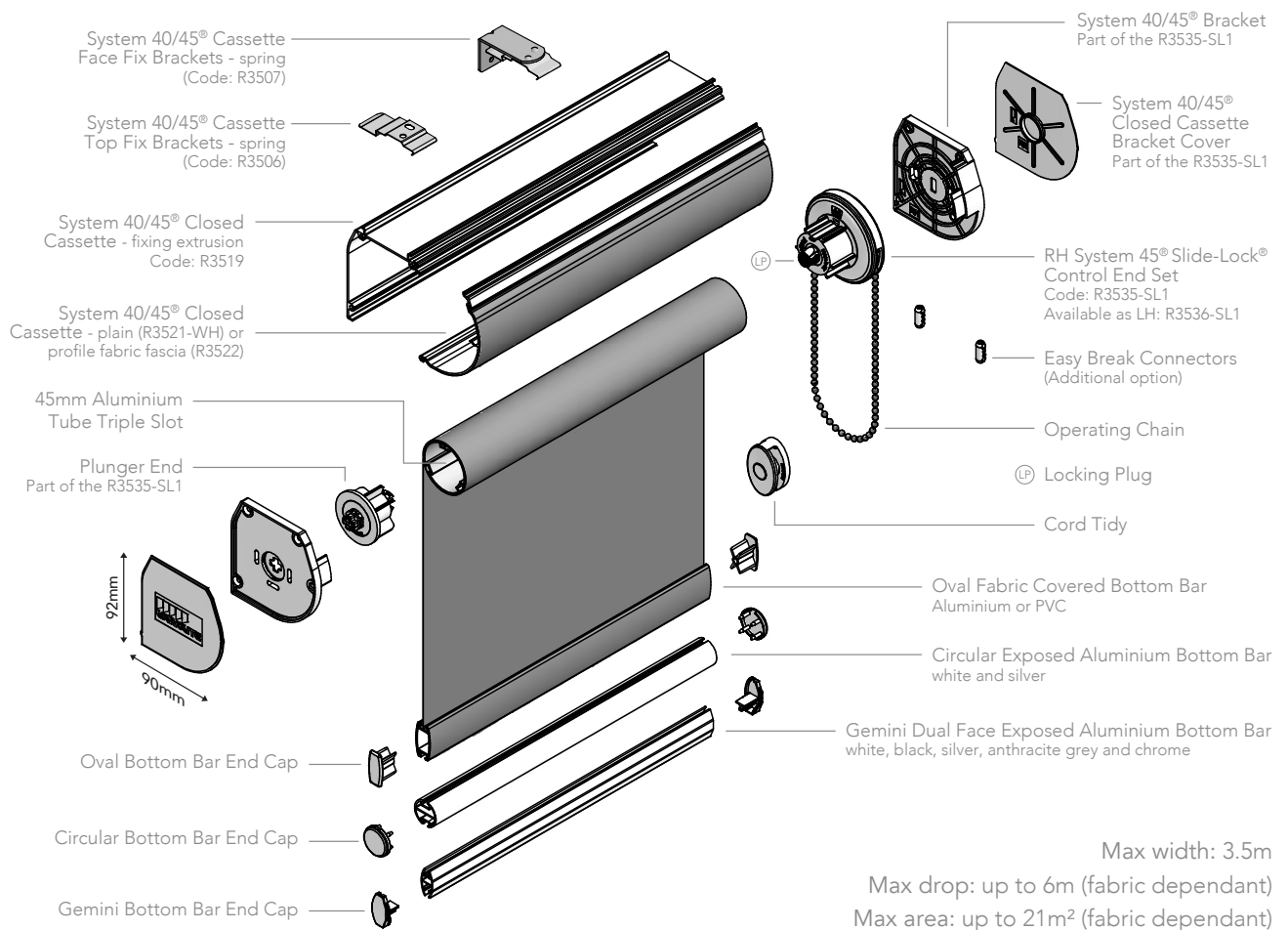


SYSTEM 45® ROLLER SYSTEM WITH THE 40/45 CLOSED CASSETTE



- Designed and manufactured in the UK, all systems are 10 year life cycle tested to ensure long lasting performance.
- System 45° Slide-Lock® combines heavier holding weights with anti-fray features that ensure enhanced blind performance.
- For blinds up to 3.5m wide, with a 12lb maximum holding weight.
- Improved chain location for quick and easy on-site adjustment.
- Manufactured using high quality engineering grade polymer.
- Universal brackets and a spring idle end plunger enable easy and quick installation.
- Locking plug inside clutch ensures continued performance of larger blinds.
- Easi-Lift™ option available for easier operation of larger blinds.
- System 45° with the 40/45 cassette can be motorised using Louvolite One Touch® hard wired AC motor, RH only (R1725 + R1796-45).
- Colours available: RH Control Set, Profile Fascia, Spring Fixing Extrusion: white, black and grey; LH Control Set: white and black; Plain Fascia: white

HARDWARE SPECIFICATION

System 45® Roller System

Our roller blinds are manufactured using the System 45® roller blind mechanism with specifically designed grooved 45mm aluminium tubing. The specified fabrics are formed and held into the tube with locking tape. The side control units are made from glass filled Nylon 6, with an acetal sprocket and sprocket guard, and includes a locking spring.

The operating chain, No. 10 size in metal or plastic, ensures reliable performance, and improved chain location enables quick and easy on-site adjustment. The mild steel brackets are zinc plated and powder coated, suitable for top, face or side fixing.

A sprung plunger end mechanism is positioned at the opposite end to the control unit, providing a more

secure fit of the blind and smooth operation. The side control unit is fitted with a centre plug that ensures the mechanism operates smoothly even under extreme loads.

Colour spec: White RAL 9010, Black RAL 9011, Grey RAL 7035

Performance

To ensure a positive performance, all Roller System units are designed and manufactured in the UK using prime quality plastic materials and a dedicated steel locking spring. The sidewinders will lock into the bracket with the unique bracket securing pin for safety after installation.

10 year life cycle testing is done to ensure long lasting performance.

Operation

Using manual or motorised operation, all blinds must

be compliant with the child safety elements of BS EN13120. Where children may be present, the chain must be fitted with easybreak connectors or a cord tidy.

Bottom Bar

Oval, made of aluminium or pvc, can be single or double wrapped in fabric or left exposed, while circular and the dual face Gemini, made of aluminium, only have the fabric formed and locked into the top part to leave the bar exposed. All fabric is formed and held into place with locking tape. The dual face Gemini bar, smooth on one side and angular on the other, improves the ease of manufacture and use of thicker laminate fabrics.

Maintenance

All of the System 45® roller blind system components are manufactured using

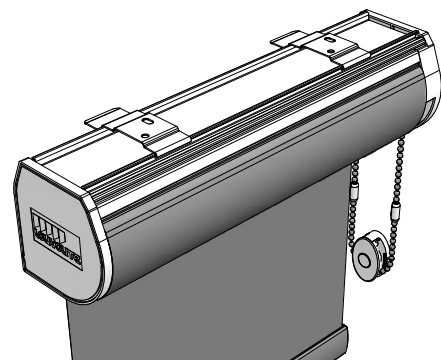
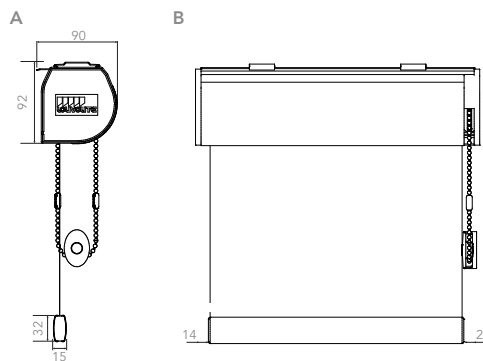
aluminium, treated steel and plastic. They do not present any corrosion problems in normal environments. The system has been designed for a smooth operation, together with a rigidity to prolong the window blind's working life. Manufacturing size restrictions are included in this specification brochure.

Additional Option - Cassette

Roller blinds with a specially designed powder coated cassette system with dedicated top, direct or face fix brackets. On specification the user has the choice between a single coloured extrusion in dedicated colours or a fascia which incorporates the same fabric or contrasting fabric used on the roller blind.

SYSTEM 45® 40/45 CLOSED CASSETTE BRACKET DIMENSIONS

- A. 45® standard metal bracket top fix & closed cassette cover
- B. 45® standard metal bracket top fix front view with closed cassette



SIDE CONTROL SYSTEMS MAXIMUM BLIND SIZE

SYSTEM	FABRIC GROUP	BLIND WIDTH (m) FOR BLIND DROP (m)						40HD	MAX HOLDING WEIGHT
		0.5	1.0	1.5	2.0	2.5	3.0		
System 40®	up to 200g/m sq	5.0	5.0	5.0	5.0	5.0	5.0	5.0	9lb blind at 6mm deflection
System 40®+	200 > 320g/m sq	3.75	3.75	3.75	3.75	3.75	3.75	3.75	18lb blind at 6mm deflection
	320 > 485g/m sq	5.0	5.0	5.0	3.55	2.7	2.1		
System 45®	up to 200g/m sq	6.0	6.0	6.0	6.0	6.0	4.5	12lb blind at 9mm deflection	
	200 > 320g/m sq	4.75	4.75	4.75	4.75	4.75	2.80		
	320 > 485g/m sq	6.0	6.0	6.0	5.0	4.0	1.85		

JB Commercial Shadings
Unit B The Foundry
Russell Gardens
Wickford
Essex

CI/SIB 1976 reference by SIB Agency			
(76.7)	X		