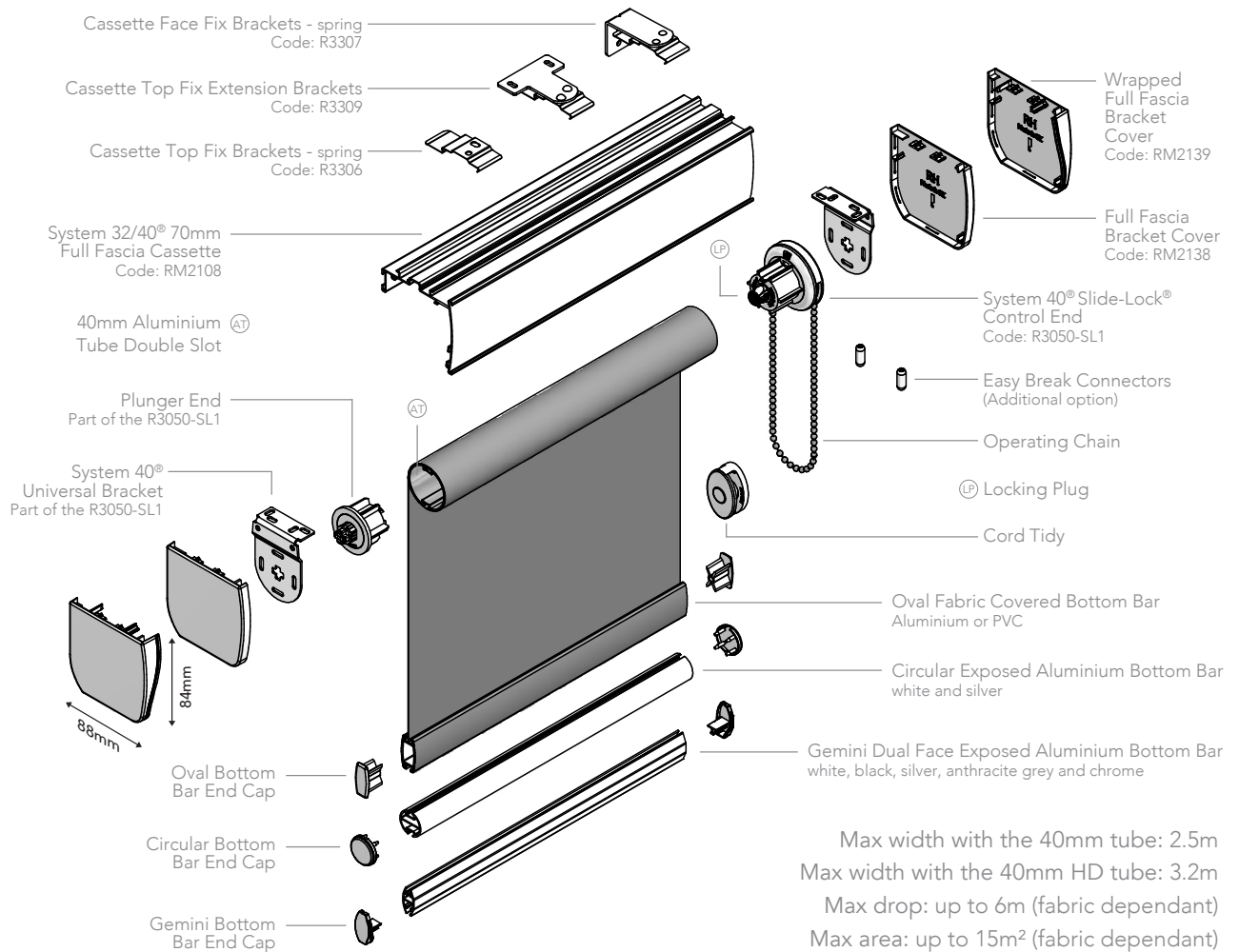
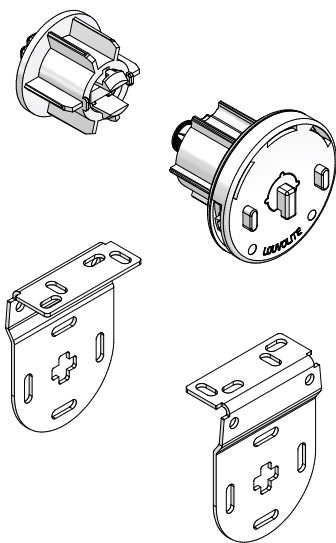


SYSTEM 40® ROLLER SYSTEM WITH THE 70mm FULL FASCIA CASSETTE



Max width with the 40mm tube: 2.5m
 Max width with the 40mm HD tube: 3.2m
 Max drop: up to 6m (fabric dependant)
 Max area: up to 15m² (fabric dependant)



- Designed and manufactured in the UK, all systems are 10 year life cycle tested to ensure long lasting performance.
- System 40® Slide-Lock® combines heavier holding weights with anti-fray features that ensure enhanced blind performance.
- For blinds up to 2.5m wide, with a 9lb maximum holding weight. Achieve widths of up to 3.2m using the 40mm heavy duty tube (R8025-HD).
- Improved chain location for quick and easy on-site adjustment.
- Universal brackets and a spring idle end plunger enable easy and quick installation.
- Manufactured using high quality engineering grade polymer.
- Locking plug ensures continued performance of larger blinds.
- Easi-Lift™ option available for larger blinds.
- System 40® can be motorised (R1990-40-1.2Nm/1.8Nm) using Louvolite One Touch® Lithium rechargeable motor (R1912, R1912-SHORT, R1918) or hard wired AC motor (R1725).
- Colours available: Slide-lock set: white, beige, black and anthracite grey; 70mm fascia and bracket covers: white, black and anthracite grey.

HARDWARE SPECIFICATION

System 40® Roller System

Our roller blinds are manufactured using the System 40® roller blind mechanism with specifically designed grooved 40mm aluminium tubing. The specified fabrics are formed and held into the tube with locking tape. The side control units are made from glass filled Nylon 6, with an acetal sprocket and sprocket guard, and includes a locking spring.

The operating chain, No. 10 size in metal or plastic, ensures reliable performance, and improved chain location enables quick and easy on-site adjustment. The mild steel brackets are zinc plated and powder coated, suitable for top, face or side fixing.

A sprung plunger end mechanism is positioned at the opposite end to the control unit, providing a more secure fit of the blind and

smooth operation. The side control unit is fitted with a centre plug that ensures the mechanism operates smoothly even under extreme loads.

Colour spec: White RAL 9010, Black RAL 9011, Anthracite Grey RAL 7016

Performance

To ensure a positive performance, all Roller System units are designed and manufactured in the UK using prime quality plastic materials and a dedicated steel locking spring. The sidewinders will lock into the bracket with the unique bracket securing pin for safety after installation.

10 year life cycle testing is done to ensure long lasting performance.

Operation

Using manual or motorised operation, all blinds must be compliant with the

child safety elements of BS EN13120. Where children may be present, the chain must be fitted with easybreak connectors or a cord tidy.

Bottom Bar

Oval, made of aluminium or pvc, can be single or double wrapped in fabric or left exposed, while circular and the dual face Gemini, made of aluminium, only have the fabric formed and locked into the top part to leave the bar exposed. All fabric is formed and held into place with locking tape. The dual face Gemini bar, smooth on one side and angular on the other, improves the ease of manufacture and use of thicker laminate fabrics.

Maintenance

All of the System 40® roller blind system components are manufactured using aluminium, treated steel and

plastic. They do not present any corrosion problems in normal environments. The system has been designed for a smooth operation, together with a rigidity to prolong the window blind's working life. Manufacturing size restrictions are included in this specification brochure.

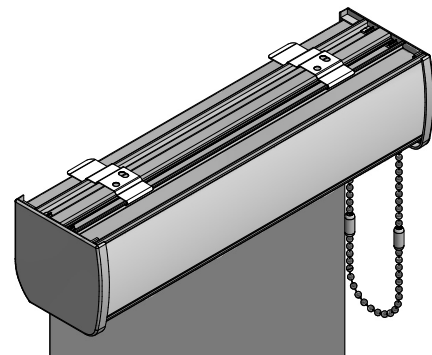
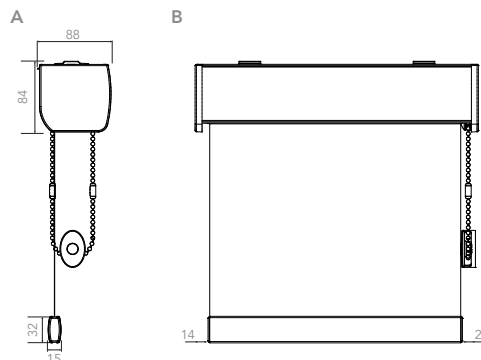
Fascia/Cassette

Roller blinds with cassettes are manufactured as per the standard System 40® and include the specially designed powder coated cassette system with dedicated top, direct or face fix brackets. On specification the user has the choice between a single coloured extrusion in dedicated colours or an aluminium fascia which incorporates the same fabric or contrasting fabric used on the roller blind.

SYSTEM 40® 70MM FASCIA BRACKET DIMENSIONS

A. 40® standard metal bracket top fix & 70mm cover

B. 40® standard metal bracket top fix front view



SIDE CONTROL SYSTEMS MAXIMUM BLIND SIZE

| SYSTEM | FABRIC GROUP | BLIND WIDTH (m) FOR BLIND DROP (m) | | | | | 40HD | MAX HOLDING WEIGHT |
|------------|-----------------|------------------------------------|------|------|------|------|------|-----------------------------|
| | | 0.5 | 1.0 | 1.5 | 2.0 | 2.5 | | |
| System 40® | up to 200g/m sq | 5.0 | 5.0 | 5.0 | 5.0 | 5.0 | 5.0 | 9lb blind at 6mm deflection |
| | 200 > 320g/m sq | 3.75 | 3.75 | 3.75 | 3.75 | 3.75 | 3.75 | |
| | 320 > 485g/m sq | 5.0 | 5.0 | 5.0 | 3.55 | 2.7 | 2.1 | |

Also available for System 32®

JB Commercial Shadings
Unit B The Foundry
Russell Gardens
Wickford
Essex

| | | | |
|-------------------------------------|---|--|--|
| CI/SIB 1976 reference by SIB Agency | | | |
| (76.7) | X | | |