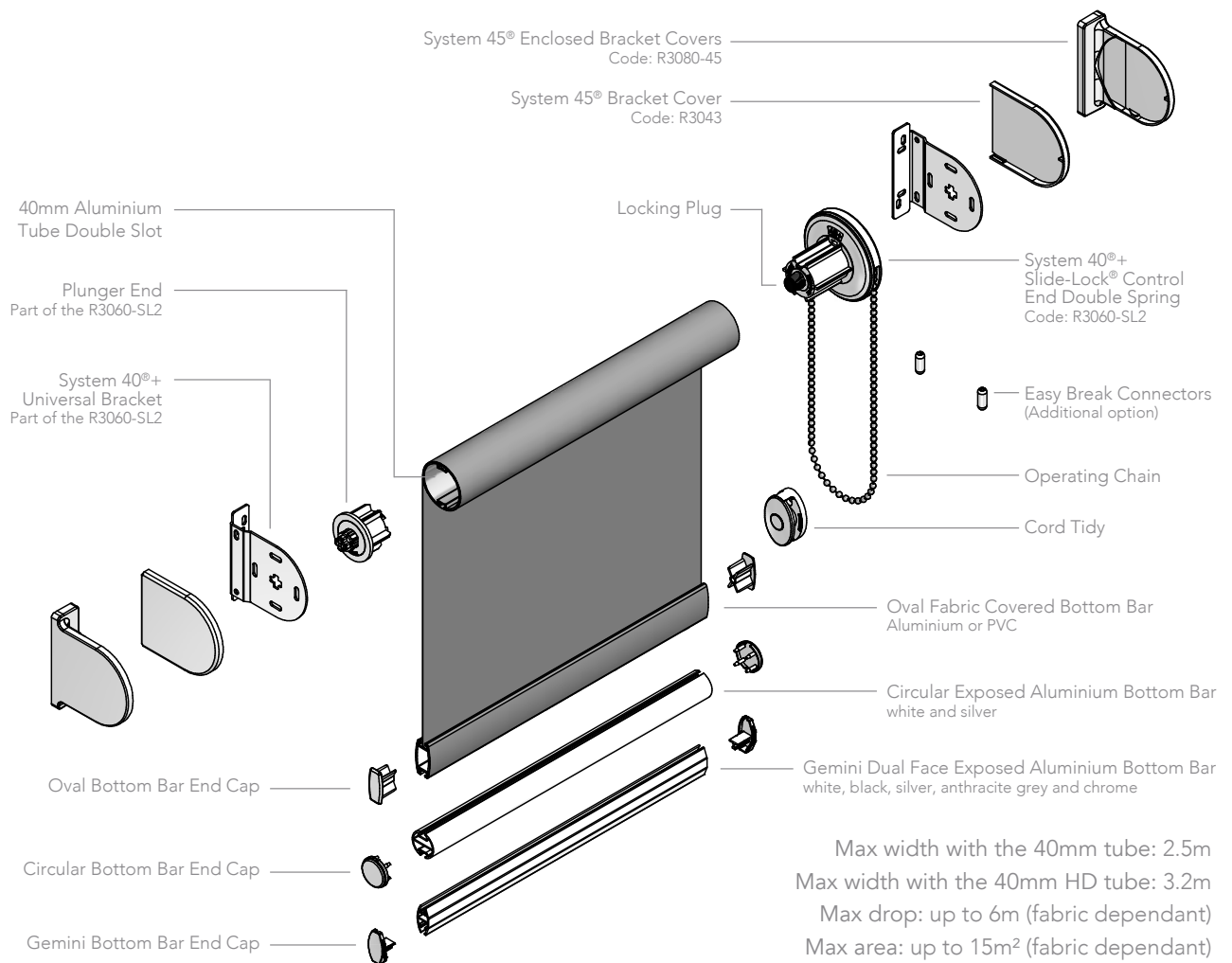
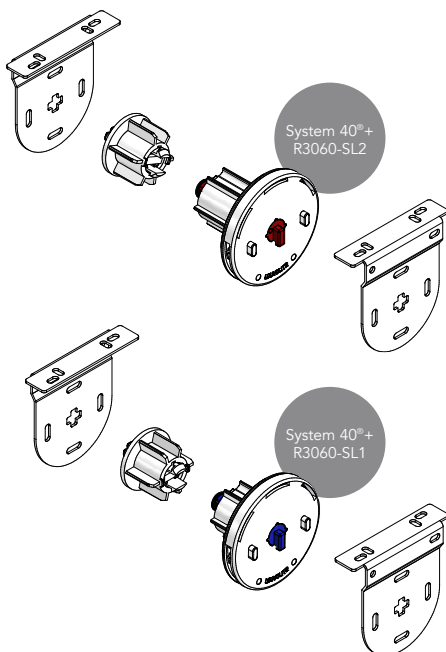


SYSTEM 40®+ ROLLER SYSTEM SL1 SINGLE SPRING & SL2 DOUBLE SPRING



Max width with the 40mm tube: 2.5m
 Max width with the 40mm HD tube: 3.2m
 Max drop: up to 6m (fabric dependant)
 Max area: up to 15m² (fabric dependant)



- Designed and manufactured in the UK, all systems are 10 year life cycle tested to ensure long lasting performance.
- System 40+ Slide-Lock® combines heavier holding weights with anti-fray features that ensure enhanced blind performance.
- For blinds up to 2.5m wide, SL1 with a 9lb maximum holding weight and SL2 with a 18lb maximum holding weight. Achieve widths of up to 3.2m using the 40mm heavy duty tube (R8025-HD).
- Improved chain location for quick and easy on-site adjustment.
- Manufactured using high quality engineering grade polymer.
- Easi-Lift™ option available for easier operation of larger blinds.
- Universal brackets and a spring idle end plunger enable easy and quick installation.
- Locking plug ensures continued performance of larger blinds.
- Cassette/fascia options available.
- Motorise System 40+ using Louvolite One Touch™ Lithium rechargeable motor (R1912, R1912-SHORT, R1918) or hard wired AC motor (R1725).
- Colours available: Slide-lock set and Enclosed bracket covers: white and black; Bracket covers: white, beige, grey and black.

HARDWARE SPECIFICATION

System 40® + Roller System

Our roller blinds are manufactured using the System 40® + roller blind mechanism with specifically designed grooved 40mm aluminium tubing. The specified fabrics are formed and held into the tube with locking tape. The side control units, manufactured in the UK, are made from glass filled Nylon 6, with an acetal sprocket and sprocket guard, and includes a locking spring.

The operating chain, No. 10 size in metal or plastic, ensures reliable performance, and improved chain location enables quick and easy on-site adjustment. The brackets are made from mild steel, zinc plated and powder coated, suitable for top, face or side fixing.

A sprung plunger end mechanism is positioned

at the opposite end to the control unit, providing a more secure fit of the blind and smooth operation. The side control unit is fitted with a centre plug that ensures the mechanism operates smoothly even under extreme loads.

Performance

To ensure a positive performance, all roller system units are designed and manufactured in the UK using prime quality plastic materials and a dedicated steel locking spring. The sidewinders will lock into the bracket with the unique bracket securing pin for safety after installation.

10 year life cycle testing is done to ensure long lasting performance. The units will accept both metal or plastic operating chain providing reliable smooth operation.

Operation

Using manual or motorised operation all blinds must be compliant with the child safety elements of BS EN13120. Where children may be present, the chain must be fitted with easybreak connectors or cord tidy devices.

Bottom Bar

Oval, made of aluminium or pvc, can be single or double wrapped in fabric or left exposed, while circular and the dual face Gemini, made of aluminium, only have the fabric formed and locked into the top part to leave the bar exposed. All fabric is formed and held into place with locking tape. The dual face Gemini bar, smooth on one side and angular on the other, improves the ease of manufacture and use of thicker laminate fabrics.

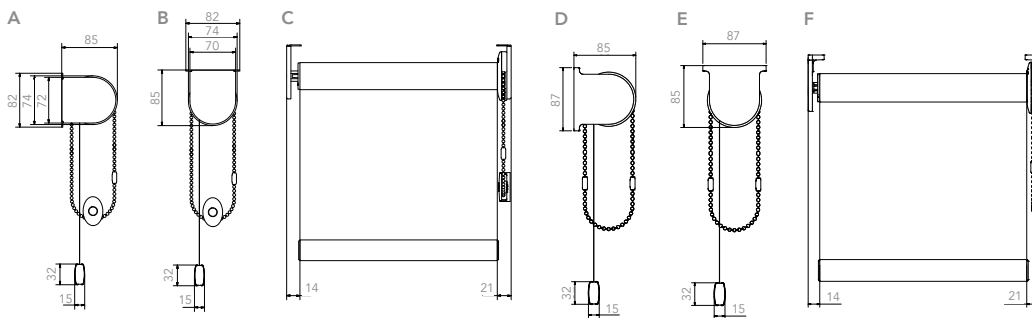
Maintenance

All of the System 40® + roller blind system components are manufactured using aluminium, treated steel and plastic. They do not present any corrosion problems in normal environments. The system has been designed for a smooth operation, together with a rigidity to prolong the window blind's working life. Manufacturing size restrictions are included in this specification brochure.

Additional Option - Cassette

Roller blinds with a specially designed powder coated cassette system with dedicated top, direct or face fix brackets. On specification the user has the choice between a single coloured extrusion in dedicated colours or a fascia which incorporates the same fabric or contrasting fabric used on the roller blind.

SYSTEM 40®+ BRACKET DIMENSIONS



- A. 40®+ standard metal bracket face fix & cover
- B. 40®+ standard metal bracket top fix & cover
- C. 40®+ standard metal bracket top fix front view
- D. 40®+ with enclosed bracket covers face fix
- E. 40®+ with enclosed bracket covers top fix
- F. 40®+ with enclosed bracket covers top fix front view

SIDE CONTROL SYSTEMS MAXIMUM BLIND SIZE

SYSTEM	FABRIC GROUP	BLIND WIDTH (m) FOR BLIND DROP (m)						40HD	MAX HOLDING WEIGHT
		0.5	1.0	1.5	2.0	2.5	3.0		
40®+ SL1	up to 200g/m sq	5.0	5.0	5.0	5.0	5.0	5.0	9lb blind at 6mm deflection	
	200 > 320g/m sq	3.75	3.75	3.75	3.75	3.75	3.75		
40®+ SL2	320 > 485g/m sq	5.0	5.0	5.0	3.55	2.7	2.1	18lb blind at 6mm deflection	

Also available for System 32®, 40®, 45®, 45+®, 55®

JB Commercial Shadings
Unit B The Foundry
Russell Gardens
Wickford
Essex

CI/SIB 1976 reference by SIB Agency			
(76.7)	X		